

Mechanical switch for doors and drawers

Ref: 41.016

Features:

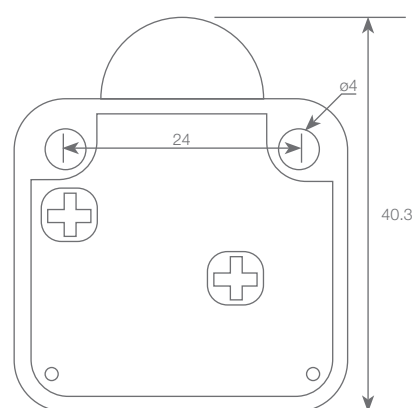
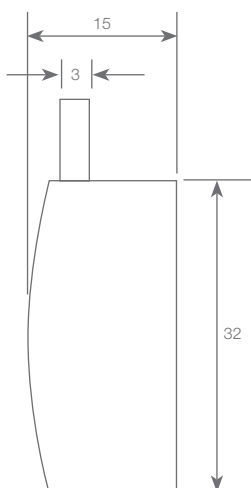
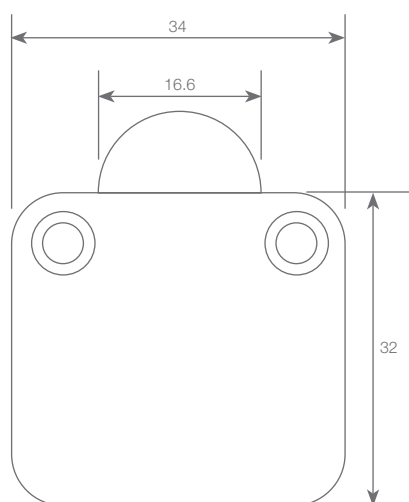
- It is designed for lighting when opening or closing a door.
- It has a rectangular shape with a rotary switch.
- It offers solutions for installations in cabinets was of roles and shelves.
- It can be installed directly to the power socket.
- Degree of protection: IP20



Characteristics	Voltage	220V
	Power	220W
	Channels	1
	Amps	1A (maximum load)
	Working frequency	50/60Hz
	On/Off	by contact
	Degree of protection	IP20
Other	Colour	PVC / ABS white
	Dimension	34x32x15mm
	Fixing	2 screws (not includes)
	Weight	0.014g
	Guarantee	2 years



Measurements:



Mechanical switch for doors and drawers

Diagram:

